

## Croma 100

Shower holder set Multi with shower hose 160 cm

Surfaces: **Chrome** Article Number: **27595000**

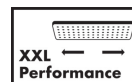


### Description

#### product features

- consists of: hand shower, shower holder, shower hose
- spray type: Rain, Mono, Massage spray
- spray type adjustment by turning spray disc
- shower head size: 100 mm
- pivot connectors prevent hose from tangling
- maximum flow rate at 0.3 MPa: 19 l/min
- chrome-plated wall supports of plastic
- scope of supply: shower holder set, filter seal, mounting material, assembly instruction

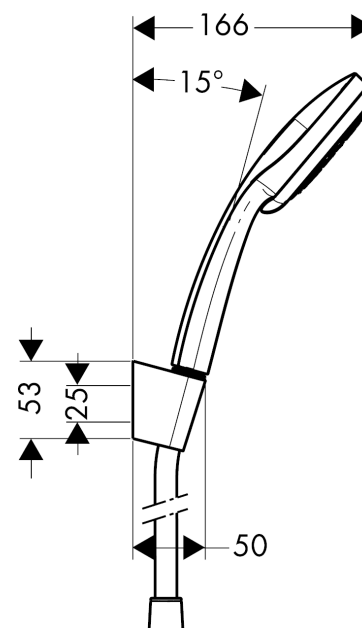
### Technology



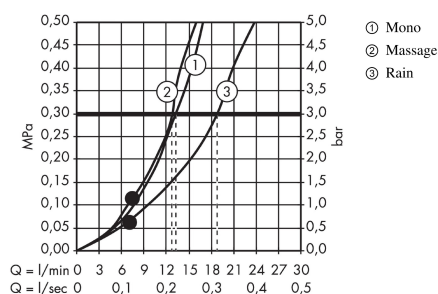
### Product image



### Scale drawing



### Flowchart



The consumption was measured in combination with the appropriate fittings (thermostat/mixer/ in-wall valve) to reflect actual application in practice.